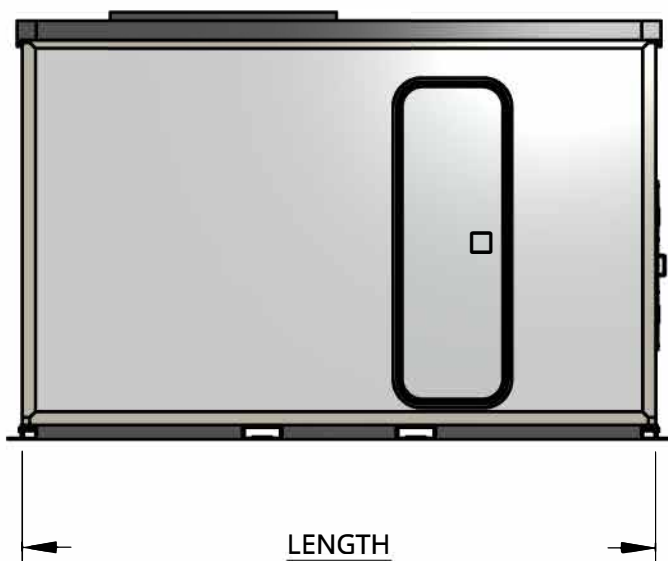


2

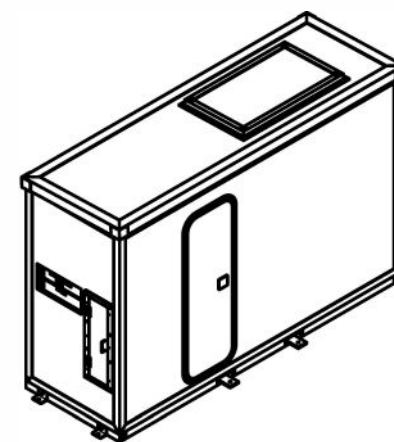
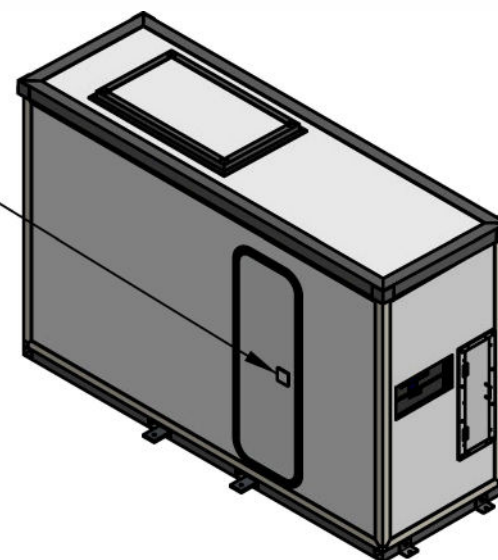
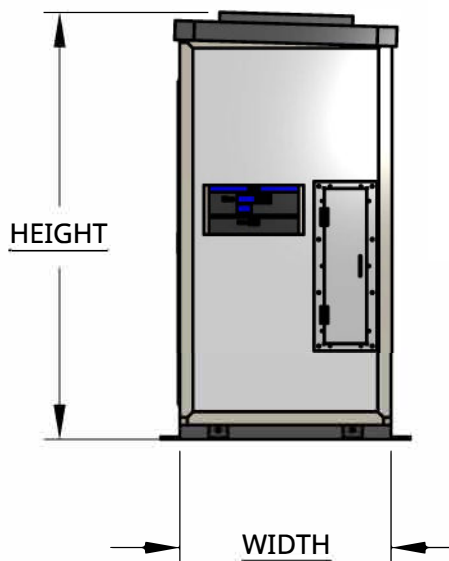
1

B

B



LEFT SIDE DOOR SHOWN.
RIGHT SIDE DOOR OPT. AVAILABLE.



RIGHT DOOR OPTION

A

A

TANK OPTIONS

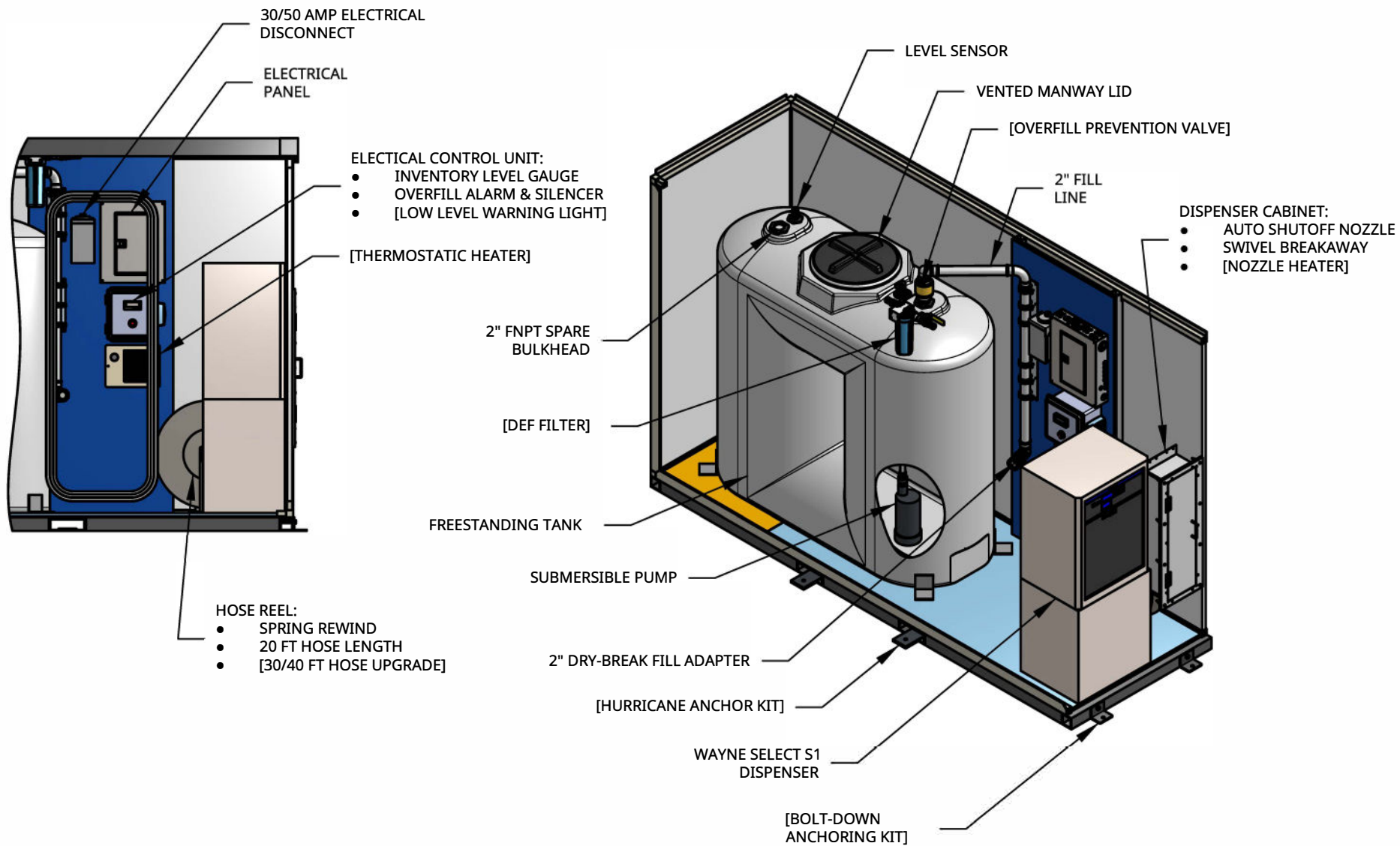
| TANK SIZE | LENGTH (IN) | WIDTH (IN) | HEIGHT (IN) |
|-----------|-------------|------------|-------------|
| 500G | 132 | 44 | 87 |
| 750G | 140 | 46 | 99 |
| 1000G | 150 | 46 | 106 |
| 1320G | 179 | 46 | 111 |



| | | | | | |
|---------------|------|-------|------------|----------------------------|----------|
| PROJECT | | | | 3RD PARTY W&M END DISPENSE | |
| DWG. | | | | EXTERNAL DIMENSIONS | |
| DWG. NO. | | | | DRAWN | REV DATE |
| SD-PLT-3WM-S0 | | PA | 10/28/2022 | REV 004 | |
| SCALE | SIZE | SHEET | | 1 OF 2 | |
| 1:40 | A | | | | |

2

1



NOTE: OPTIONAL COMPONENTS ARE LISTED IN SQUARE BRACKETS [].



| | | | | | |
|---------------|------|-------|------------|----------------------------|----------|
| PROJECT | | | | 3RD PARTY W&M END DISPENSE | |
| DWG. | | | | PLUMBING & ELECTRICAL | |
| DWG. NO. | | | | DRAWN | REV DATE |
| SD-PLT-3WM-S0 | | PA | 10/28/2022 | | REV 004 |
| SCALE | SIZE | SHEET | | 2 OF 2 | |
| 1:32 | A | | | | |