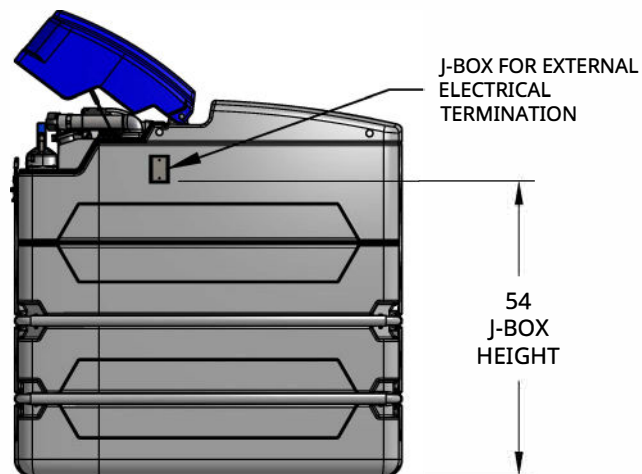
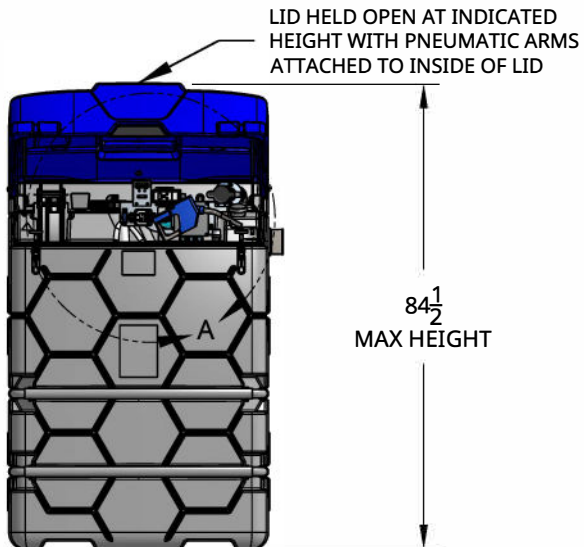
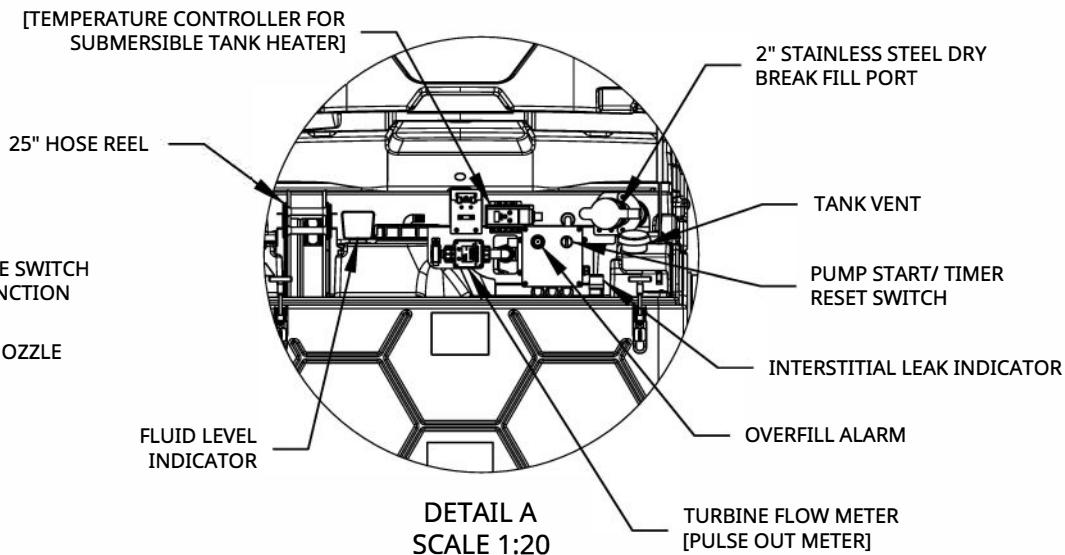


- TD10 PUMP
  - INTERNAL PRESSURE SWITCH
  - 6 MIN TIMEOUT FUNCTION
- STAINLESS STEEL AUTO-NOZZLE

NOTE: OPTIONAL COMPONENTS ARE LISTED IN SQUARE BRACKETS [ ].



NOTE: DIMENSIONS MAY VARY BY ±2%

TANK OPTIONS	
TANK SIZE	DEPTH
396G	44-1/2"
660G	70-1/2"



PROJECT				CUBE DEF STORAGE SYSTEM - 396/660G	
DWG.				GENERAL FEATURE AND DIMENSION OVERVIEW	
DWG. NO.		DRAWN	REV DATE	REV	
SD-CUB-RPR-S0		PA	01/05/2023	001	
SCALE	SIZE	SHEET			
1:35	A	1 OF 1			