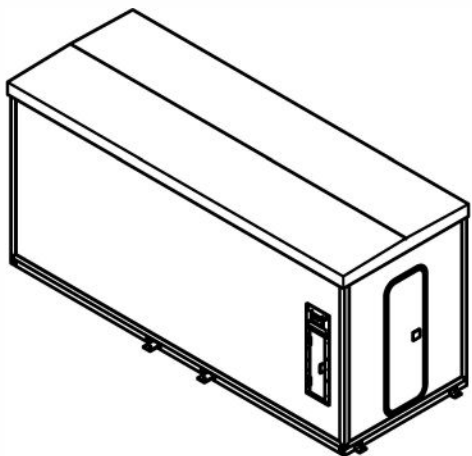
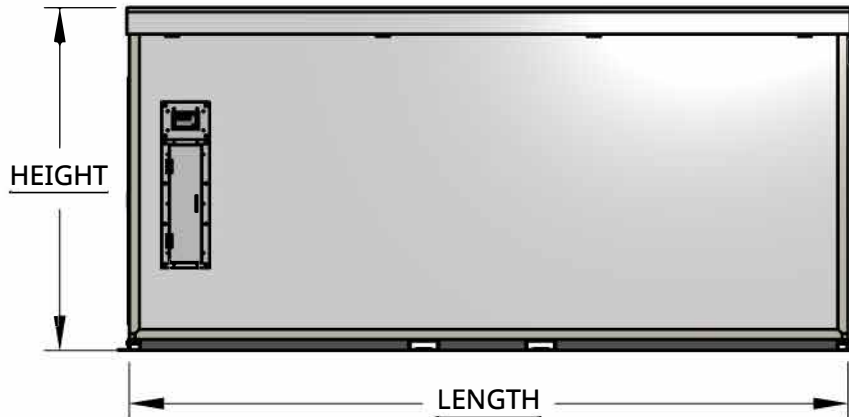


2

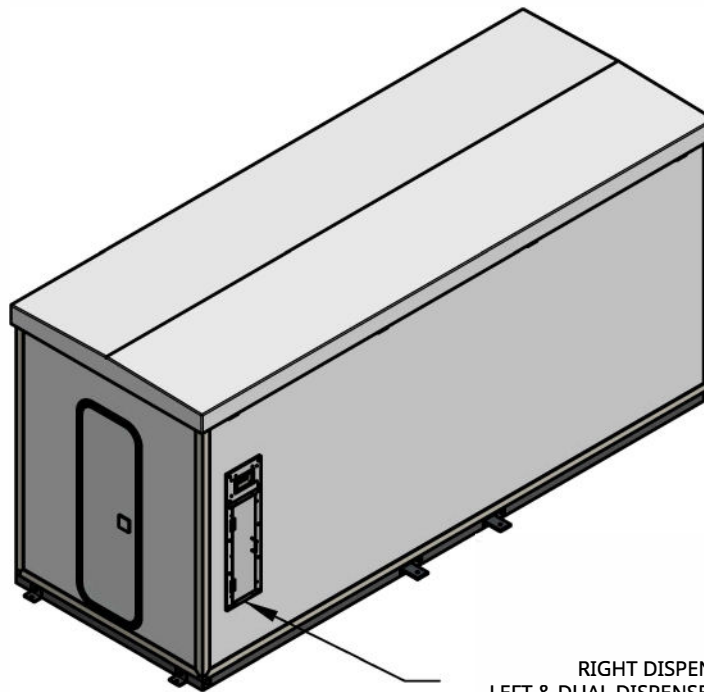
1

B

B



LEFT DISPENSE OPTION



RIGHT DISPENSE SHOWN.
LEFT & DUAL DISPENSE AVAILABLE.

A

A

TANK OPTIONS

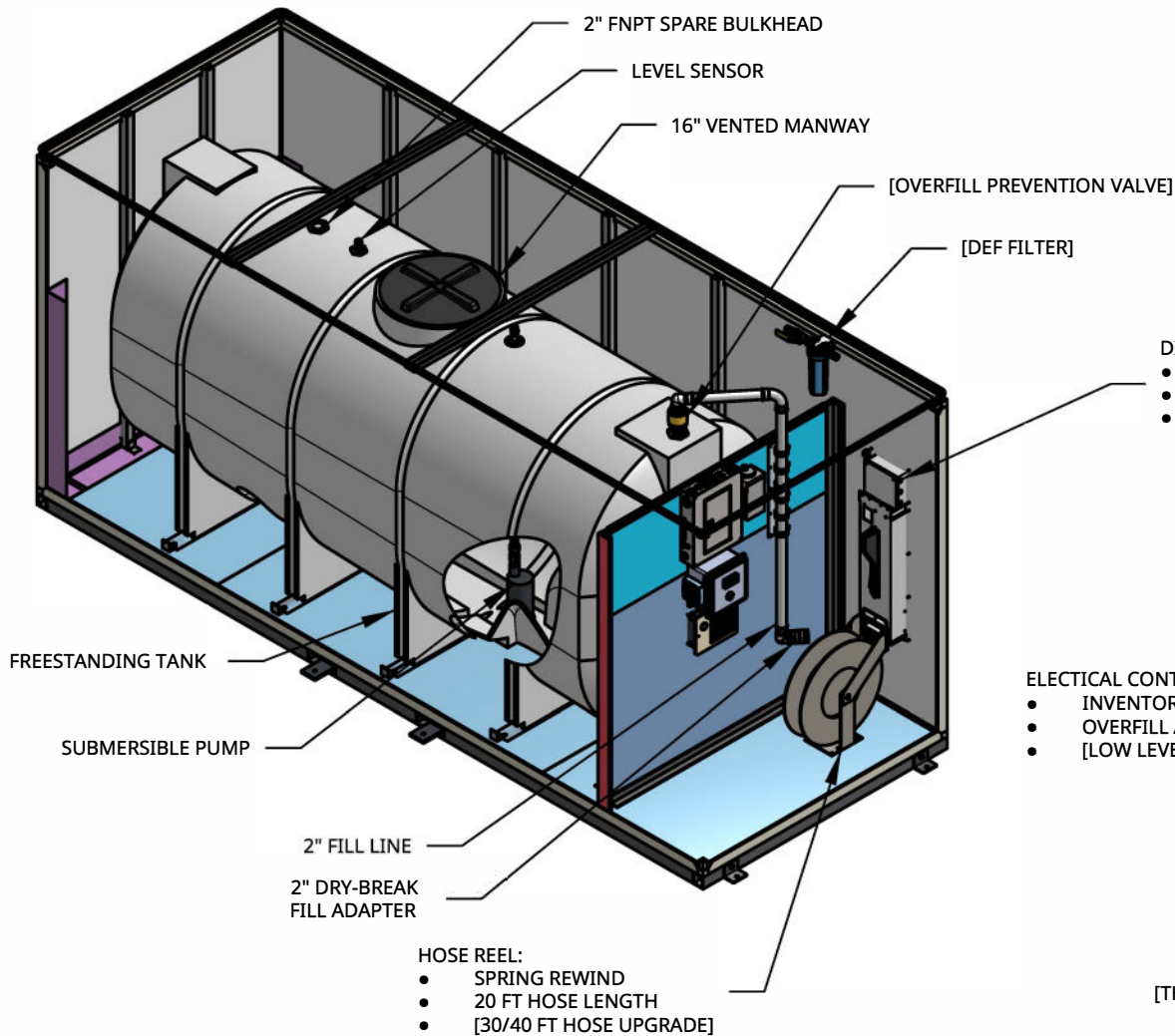
TANK SIZE	LENGTH (IN)	WIDTH (IN)	HEIGHT (IN)
2000G	197	72	94
3400G	192	93	105
5000G	227	100	116
6000G	231	110	123

2



PROJECT				COMMERCIAL PLATINUM - WIDE SIDE DISPENSE	
DWG. NO.			DRAWN		REV
SD-PLT-COM-S2			NP		001
SCALE			SHEET		REV DATE
1:52.5		A		08/11/2023	
			1 OF 2		

1



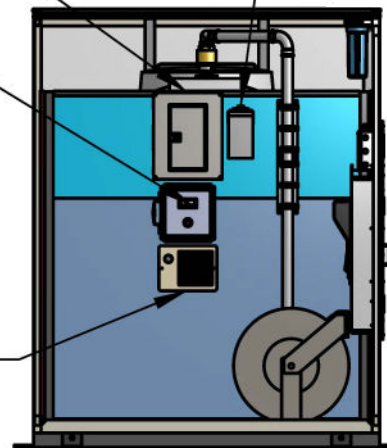
- DISPENSER CABINET:
- AUTO SHUTOFF NOZZLE
 - SWIVEL BREAKAWAY
 - [NOZZLE HEATER]

- ELECTICAL CONTROL UNIT:
- INVENTORY LEVEL GAUGE
 - OVERFILL ALARM & SILENCER
 - [LOW LEVEL WARNING LIGHT]

[THERMOSTATIC HEATER]

30/50 AMP ELECTRICAL DISCONNECT

ELECTRICAL PANEL



B

B

A

A



PROJECT				COMMERCIAL PLATINUM - WIDE SIDE DISPENSE	
DWG.				PLUMBING AND ELECTRICAL	
DWG. NO.				DRAWN	REV DATE
SD-PLT-COM-S2		NP	08/11/2023		REV 001
SCALE	SIZE	SHEET		2 OF 2	
1:40	A				